


Data visualization basics cheat sheet

Types of data

Qualitative



Usually a string

Qualitative Binary




EXAMPLE
raining, not raining

Qualitative Nominal



EXAMPLE
sunny, cloudy, windy

Qualitative Ordinal



EXAMPLE
not windy, very windy

Quantitative



Usually a number

Quantitative Discrete



EXAMPLE
2 tornados, 3 tornados


Quantitative Continuous



EXAMPLE
70 degrees, 71.4 degrees

Data dimensions

Dimension Size



Dimension Position




Dimension Color




Data visualization tips

Contrast



Color Blindness



Comparing colors



Semantics



Gray



FULLSTACK D3
and DATA VISUALIZATION
AMELIA WATTENBERGER

